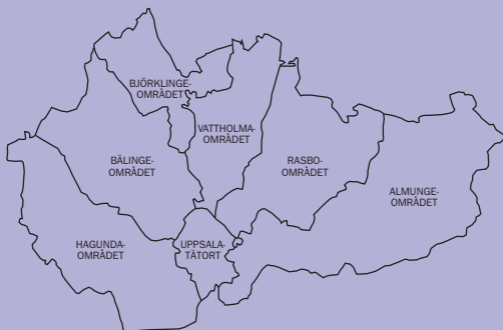


# UPPSALA

**2009** The municipality of Uppsala in figures



**Land area:**

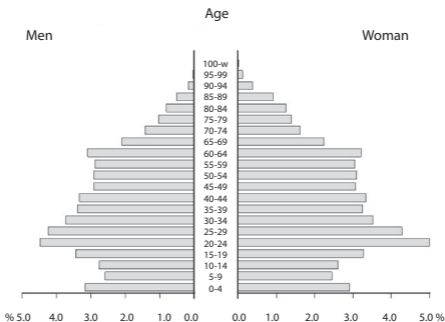
Total area is 2 189 sq.kms

**Population 2008:**

Totally 190 668, 97 216 females and 93 452 males

---

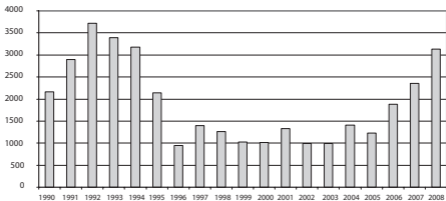
## Population 2008 in the municipality of Uppsala



---

## Annual growth of the population in the municipality of Uppsala

Number of persons



---

## Population by age

Age	2007	%	2008	%
0	2 420	1,3	2 585	1,4
1-5	10 663	5,7	11 098	5,8
6	1 900	1,0	1 987	1,0
7-9	5 489	2,9	5 539	2,9
10-12	5 915	3,2	5 801	3,0
13-15	7 095	3,8	6 759	3,5
16-18	7 539	4,0	7 640	4,0
19	2 634	1,4	2 850	1,5
20-24	17 322	9,2	18 066	9,5
25-44	55 068	29,4	55 515	29,1
45-64	45 799	24,4	46 189	24,2
65-79	17 804	9,5	18 678	9,8
80 -	7 893	4,2	7 961	4,2
Totally	187 541	100	190 668	100

---

## Population changes

	2007	2008
Population growth	2 354	3 127
live births	2 431	2 595
deaths	1 379	1 336
excess of births over deaths	1 052	1 259
in-migration	11 173	11 597
out-migration	9 871	9 729
net migration	1 302	1 868
of which abroad	890	1 411

---

## Population by districts

	2007	2008
Uppsala City	142 090	144 839
Vattholma District	10 788	10 976
Bälinge District	8 120	8 132
Hagunda District	7 738	7 866
Almunge District	7 771	7 847
Rasbo District	5 589	5 675
Björklinge District	4 995	4 989

---

---

## Population by populated areas

	<b>2007</b>	<b>2008</b>		<b>2007</b>	<b>2008</b>
Uppsala	142 090	144 839	Länna	682	668
Storvreta	6 033	6 216	Skyttorp	626	648
Björklinge	3 227	3 240	Knutby	661	641
Bälinge	2 172	2 381	Vreta-Ytternäs	490	559
Vattholma	1 411	1 408	Gåvsta	514	534
Vänge	1 246	1 312	Järlåsa	496	505
Lövstalöt	991	998	Skölsta	285	326
Gunsta	565	822	Ramstalund	332	315
Almunge	737	773	Läby	216	224

## Population in quarters of Uppsala City

*(changed classification 2008)*

	<b>2007</b>	<b>2008</b>		<b>2007</b>	<b>2008</b>
Innerstaden	13 545	13 820	Norby	3 970	4 037
Luthagen	12 356	12 953	Tuna backar	3 165	3 176
Sala backe	9 572	9 639	Nåntuna-Vilan	2 905	3 035
Gottsunda	9 474	9 513	Kåbo	2 660	2 680
Kvarngärdet	8 388	8 557	Ulleråker	1 545	1 597
Årsta	7 623	8 031	Kungsängen	1 160	1 424
Flogsta-Ekeby	6 680	7 049	Rickomberga	944	948
Eriksberg	6 703	6 807	Berthåga	595	578
Sävja-			Librobäck	481	524
Bergsbrunna	6 598	6 571	Ultuna	424	477
Fålhagen	6 261	6 396	Håga	329	325
Gamla Uppsala-			Vårdsåtra	256	256
Nyby	5 877	5 900	Kvarnbo	144	152
Svartbäcken	5 603	5 606	Sjukhuset-		
Sunnersta	5 564	5 568	Polacksbacken	119	128
Gränby	5 275	5 352	Hällby-Husbyborg	129	124
Stenhagen	4 475	4 656	Boländerna	22	24
Löten	4 611	4 636	Ärna	16	7
Valsåtra	4 257	4 288	Fyrislund	364	5

---

---

**Inhabitants with foreign origin\*)**

	<b>2007</b>	<b>2008</b>
Totally	35 602	37 433
<b>of which the most frequent original countries</b>		
Finland	4 442	4 455
Iran	4 218	4 306
Iraq	3 137	3 442
Turkey	1 915	1 953
Syria	1 144	1 183
Lebanon	1 150	1 160
Germany	1 051	1 156
Poland	965	1 061
Chile	992	982
Yugoslavia	874	872
Ethiopia	792	829
China	672	806
Bosnia-Herzegovina	797	793
Norway	788	779
Bangladesh	746	773

\*) Born abroad or born in Sweden with both parents born abroad.

---

**Foreign citizens**

	<b>2007</b>	<b>2008</b>
Totally	10 630	11 630
<b>of which the largest nationalities</b>		
Finland	1 489	1 463
Iraq	616	693
Germany	552	643
Norway	572	565
China	381	503
Great Britain and Northern Ireland	441	475
Iran	428	465
Poland	301	399
USA	286	316
Thailand	249	280
Turkey	278	263
Russia	196	210
Afghanistan	194	207
France	172	191
Greece	151	183

---

---

**Housing 2008**

	<b>Totally</b>	<b>Small houses</b>	<b>Apartment houses</b>
All dwellings	88 521	27 066	61 455
rented	36 023	3 830	32 193
co-operative	31 271	2 367	28 904
private	21 227	20 869	358
< 1 room + kitchen	10 047	584	9 463
1 room + kitchen	5 857	271	5 586
2 rooms + kitchen	19 644	1 165	18 479
3 rooms + kitchen	21 056	3 205	17 851
4 rooms + kitchen	15 244	7 675	7 569
5 and more rooms + kitchen	16 673	14 166	2 507

---

**Housing Construction**

	<b>2007</b>	<b>2008</b>
Completed dwellings	1 444	1 382
of which in		
small houses	273	235
apartment houses	1 171	1 147
of which in		
rented	611	851
co-operative	560	342
private	273	189
of which in		
Uppsala City	1 267	1 252
other densely populated areas	55	59
sparsely populated areas	122	71

---

**Child daycare**

	<b>2007</b>	<b>2008</b>
Number of children aged 1-5 yrs enrolled in pre-school daycare	9 133	9 535
of which at		
municipal daycare centres	6 799	7 007
private daycare centres	2 334	2 528
Coverage ratio, the proportion of children Aged 1-5 yrs enrolled in pre-school daycare	87,1 %	87,6 %

---

---

**Education**

	<b>Pupils on average</b>	
	<b>2007</b>	<b>2008</b>
Compulsory schools 6–15 yrs	20 591	20 150
After-school daycare	7 251	7 284
of which at		
public after-school	6 554	6 554
private after-school	697	730
Pre-school preparatory classes	1 824	1 865
of which at		
public pre-schools	1 625	1 677
private pre-schools	199	188
Compulsory schools grade 1–9	18 407	17 957
of which at		
public compulsory schools	16 584	15 840
private compulsory schools	1 823	2 117
Special schools for pupils with learning disabilities	360	328
of which at		
public special schools	338	309
private special schools	22	20
Secondary schools including pupils with learning disabilities	7 744	7 743
of which at		
public secondary schools	6 646	6 368
private secondary schools	1 098	1 375
Municipal adult education	2 929	2 962
Folk high school	175	185
The University of Uppsala	27 574	29 264
The Swedish University of Agricultural Sciences	2 556	2 373

---

<b>Recreational facilities</b>	<b>2007</b>	<b>2008</b>
Swimming pools and sports arenas	3	3
Sports arenas	10	11
Indoors ice rinks	4	4
Sports grounds	9	9
Sports centres	3	3
Football fields	59	61
Open-air swimming pools	15	15
Out-door sporting grounds	4	4
Riding centres	3	3
Youth recreation centres	23	23
Youth recreation clubs	18	17
Music schools	3	3
Sports schools	3	3

<b>Library facilities</b>	<b>2007</b>	<b>2008</b>
Total lending	1 559 230	1 637 998
Loans per inhabitant	8,3	8,6
Number of visits to the libraries	1 369 919	1 375 858
Number of visitors to the libraries website	90 936	98 193

### **Number of visitors at popular tourist attractions**

	<b>2007</b>	<b>2008</b>
Fyrishov (adventure-bath and sports centres)	1 682 000	1 707 000
Uppsala Cathedral	660 000	600 000
Gamla Uppsala region of antiquity	480 000	480 000
Botaniska trädgården (garden)	150 000	100 000
Gamla Uppsala church	125 000	..
Ulva Kvarn (handicraft)	100 000	100 000
Upplandsmuséet (museum)	47 033	77 051
Biotopia (biological museum)	14 365	55 000
Gustavianum (museum)	47 995	51 740
Pelle Svanslös Hus (saga museum)	40 000	40 000
Lennakatten (museum railway)	30 000	30 000
Uppsala konstmuseum (museum of arts)	23 047	28 540
Bror Hjorts Hus (museum)	17 814	23 143
Gamla Uppsala Museum	21 174	22 747
Disagården (outdoor museum)	14 416	14 000
Linnémuséet (museum)	39 000	13 400
Linnéträdgården (garden)	41 000	12 622
Linnés Hammarby (garden)	46 300	9 402

---

## Care for the elderly and the disabled 2008

Number of persons receiving support and services under The Social Service Act and The Medical Care

	Care for the older	Adults	Children and youth	Totally
Relief service in the home incl Support similiar to Assistance Benefit	2 315	1 065	107	3 487
Special housing	1 322	231	12	1 565
Coverage ratio, the proportion of elderly people receiving care and services				
aged 65 yrs and older				13,9 %
of which aged 65–79 yrs				4,2 %
aged 80 yrs and older				36,2 %
Number of persons reciving services specified by the Act con- cerning Support and Service for Persons with Certain Functional Impairments and The Assistance Benefit Act				
Living at homes for disabled	68	567	22	657
Personal assistance	37	251	73	361
Other support measures	21	483	753	1 257
Daily activities		634		634
Entitled to transportation service				7 889

---

## Social security benefit and introductory- compensation (Money assistance)

	2007	2008
Value of social security benefit and introductory-compensation (1000 SEK)	203 510	214 015
of which social security benefit	183 840	182 060
Households receiving social security benefit and introductory-compensation	3 936	4 092

---

## Public medical and health care in Uppsala County

	2007	2008
National health insurance		
insured persons	211 025	211 916
current sickness cases	6 532	5 598
Medical and health care		
medical attendance	857 000	823 000
admissions	61 200	63 200
bed-days	367 500	366 700

---

## Some major employers in the municipality of Uppsala

	No. of employees	
	2007	2008
The Uppsala Municipality	11 557	11 556
Landstinget (regional health service organisation)	11 343	11 545
The University of Uppsala	5 500	5 500
The Swedish University of Agricultural Sciences	1 958	2 090
GE Healthcare Life Sciences AB (biotechnology systems, products and services)	1 200	1 200
The police authority	680	704
Air-force base	700	700
Fresenius Kabi AB (pharmaceutical products)	723	700
Läkemedelsverket (supervision of medical products)	496	543
Apoteket Kundcentrum (pharmacy service)	400	500
Gamla Uppsala Buss AB (public transport)	471	478
Postverket (postal administration)	450	450
Phadia AB (pharmaceuticals)	440	420
NCC Construction AB	400	400
Q-Med AB (biotechnology and medical devices)	480	400
Statens Veterinärmedicinska Anstalt (research institute for veterinary medicine)	400	400
The Swedish Church head office	343	322
IKEA (furniture)	278	320
Livsmedelsverket (national food standards)	330	320
Proffice Sverige AB (staffing solutions)	300	300
Samhall, Region Stockholm (real estate administration)	290	290
Livets Ord (religious communion)	288	289
Swebus (public transport)	287	287
Peab Bostad AB (construction)	280	280
Bravida Sverige AB (ventilation)	255	255
ISS Facility Services AB	127	250
Scan AB (meat processing)	250	250
Uppsalahem AB (municipally-owned housing company)	230	240
JM AB (construction)	290	216
Salléns Elektriska AB (electrical contracting)	222	215
Skatteverket, Uppsalakontoret (tax authority)	223	215
Vattenfall AB, Värme Norden (electricity supply)	163	215

---

*Continued*

The employment agency	230	210
Länsstyrelsen (county administrative board)	196	210
Sveriges Geologiska Undersökning (national geological survey)	220	210
The social insurance agency	220	200
Nordea Bank Sverige AB (bank)	200	200
Quintiles AB (medical research and development)	190	200
Länsförsäkringar (insurance)	190	197
Upplands Motor AB (car sales & service)	174	186
Städab Uppsala AB (cleaning)	187	183
TeliaSonera (telecommunication)	160	180
Kemwell AB (medical products)	170	174
SH Bygg (construction)	175	169
Uppsala Nya Tidning (newspaper)	212	164
ICA Kvantum (department store)	160	160
Bjerking AB(consulting)	151	157
G4S Security Services AB	150	155
Radi Medical Systems AB	153	154
Securitas Bevakning AB (security service)	154	154
ICA Maxi (department store)	148	153
Advanced Medical Optics AB	150	145
AB G Persson (car sales & service)	125	134
Borgström & Johnsson AB (renovation)	130	130
Coop Forum, Boländerna (department store)	125	100

---

## **Economically active population 2007**

<b>Branch of business</b>	<b>Persons with residents</b>	<b>Persons with workplaces</b>
Agriculture and forestry	933	980
Manufacturing and quarrying	7 501	6 779
Electricity, gas and water supply, waste disposal	718	715
Housing construction	5 081	5 724
Commerce and communication	15 955	13 953
Financial, media and consulting services	14 487	12 503
Education and research	15 990	16 052
Health and care services	17 168	18 658
Personal and cultural services	7 318	6 656
Public services etc	7 104	7 728
Undefined activities	620	585
Totally	92 875	90 333

---

---

## Commuting 2008

	Commuting to/from the municipality		
	into	from	net-comm.
Other municipalities in the county of Uppsala	9 306	3 262	6 044
Knivsta	2 130	750	1 380
Östhammar	1 938	740	1 198
Heby	1 834	985	849
Tierp	1 659	390	1 269
Enköping	1 429	221	1 208
Håbo	253	138	115
Älvkarleby	63	38	25
The county of Stockholm	5 030	14 631	- 9 601
Other municipalities in Sweden	4 556	3 541	1 015
Commuting totally	18 892	21 434	- 2 542

---

<b>Job-seekers</b>	<b>2007</b>	<b>2008</b>
Unemployed job-seekers aged 18–64	2 671	2 613
of which aged 18–24	506	516
Unemployed job-seekers in programme with activity support aged 18–64	884	1 169
of which aged 18–24	160	229
Total No. of job-seekers including persons in programme with activity support aged 18–64	3 555	3 782
of which aged 18–24	666	745

---

## Income from employment and business Average income (1000 SEK) pop 20–64 yrs

	<b>2006</b>	<b>2007</b>
The Municipality of Uppsala	235,6	243,9
Females	202,6	209,5
Males	269,6	279,3
Sweden	242,0	251,9
Females	206,2	213,9
Males	276,7	288,8

---

---

**Local taxation**

	<b>2008</b>	<b>2009</b>
Total local tax levy	31:70	31:70
to the municipality	21:33	21:33
to the county	10:37	10:37

---

**Income statement of the municipality  
(Amounts in MSEK)**

	<b>Annual accounts 2008</b>	<b>Budget 2009</b>
Revenues from operations (excl. internal transactions)	2 012	1 600
Costs of operations (excl. internal transactions)	- 9 199	- 9 313
Depreciations and write-downs	- 512	- 348
Net costs of operations	- 7 700	- 8 061
Tax revenues	7 083	7 329
Economic equalization for municipalities	794	836
Financial revenues	100	100
Financial costs	- 141	- 95
Balance	136	109

---


**Net costs by operation 2008 in percent**

	<b>%</b>
Infrastructure, protection etc	4,7
Recreation and culture	4,7
Child daycare	10,3
Compulsory school 6–15 yrs	21,9
Secondary school including pupils with learning disabilities	9,7
Adult-education	1,4
Care for the elderly	16,1
Care for people with functional impairment	13,0
Individual and family care	9,3
Remaining	8,8

---

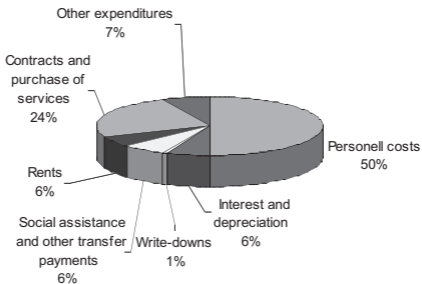
---

## Revenues 2008



---

## Costs 2008



---

## Central board of administration by political party 2006–2010

	Members	Deputies
Moderata Samlingspartiet (conservatives)	4	3
Socialdemokraterna (labour)	4	3
Folkpartiet Liberalerna (liberals)	2	2
Centerpartiet (center)	2	1
Kristdemokraterna (christdemocrats)	1	1
Miljöpartiet (green)	1	1
Vänsterpartiet (left)	1	-
Totally	15	11

### Presidium

Chairman Mr Gunnar Hedberg (cons)  
1:st vice chairman Ms Karolina Hilding (lib)  
2:nd vice chairman Ms Lena Hartwig (lab)

---

## Municipal council by political party 2006–2010

The municipality of Uppsala is made up of 3 constituencies and 104 electoral districts

	Members	Deputies
Moderata Samlingspartiet (conservatives)	22	11
Socialdemokraterna (labour)	21	11
Folkpartiet Liberalerna (liberals)	11	6
Centerpartiet (center)	8	4
Kristdemokraterna (christdemocrats)	6	3
Miljöpartiet (green)	6	3
Vänsterpartiet (left)	6	3
Sverigedemokraterna (nationalists)	1	2
Totally	81	43

### Presidium

Chairman Mr Lars Bäcklund (cons)  
1:st vice chairman Ms Agneta Simonsson (lib)  
2:nd vice chairman Ms Berit Ericsson (lab)

For more information, please contact:

**MUNICIPALITY MANAGEMENT OFFICE**

Statistics unit

daisy.pettersson@ uppsala.se

ake.bendz@ uppsala.se

tomas.anderson@ uppsala.se

**Visiting adress:** Vaksalagatan 15

**Postal adress:** 753 75 Uppsala

**[www.upsala.se/statistik](http://www.upsala.se/statistik)**

